

CHANGE OF ADDRESS

Steps to be followed:

- The citizen can visit the following website for availing the faceless services.
- The citizen should enter the following Transport Department URL in the browsers (Google chrome or Firefox) for availing the faceless transactions.

URL:<https://transport.karnataka.gov.in/english>

- The citizen can select the vehicle Related Services in the website and visit the URL

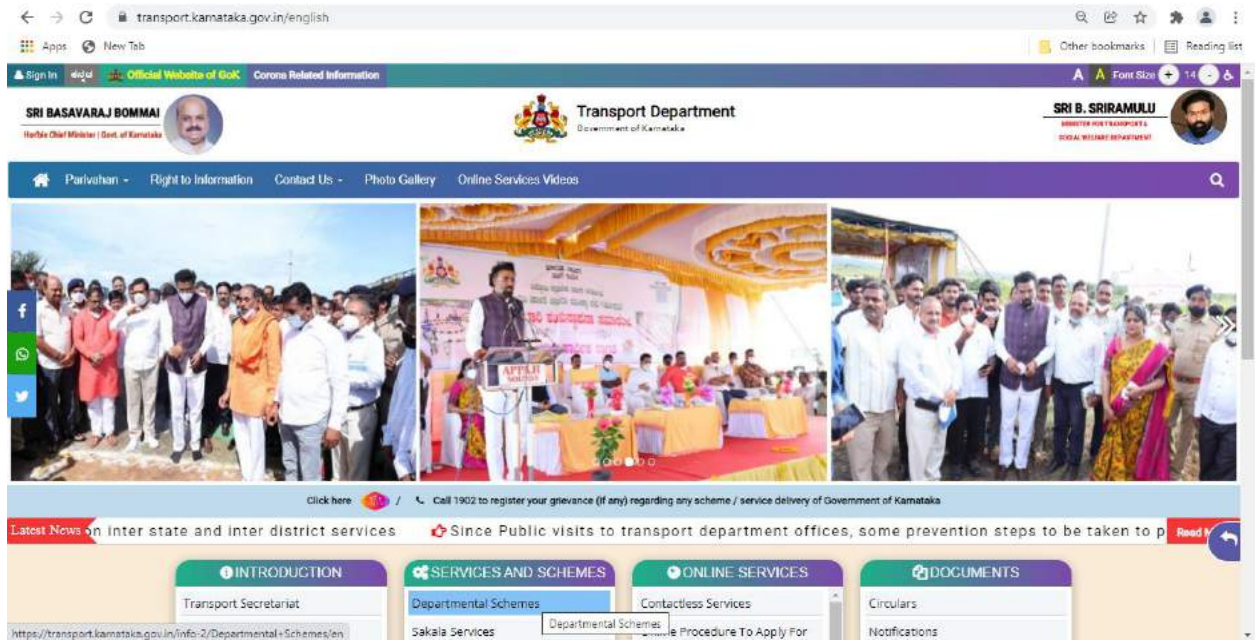
URL:

<https://vahan.parivahan.gov.in/vahanservice/vahan/ui/statevalidation/homepage.xhtml>

- Applicant should enter the vehicle number and select the RTO.
- Application Submission with Aadhar authentication or Mobile authentication.
- Make Payment.
- Print the Forms and Receipts.
- Upload the Documents.
- Final Submit.

Step 1: Please visit the

URL: <https://transport.karnataka.gov.in/english>

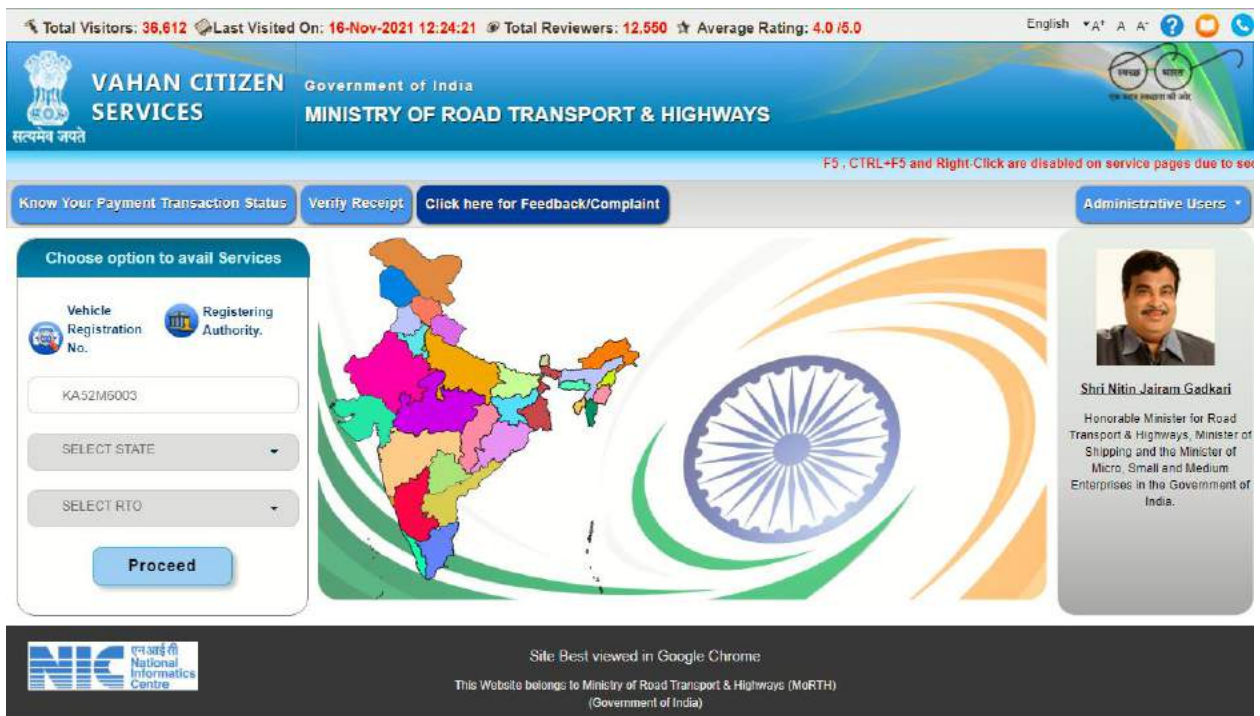


Step 2: Please visit the

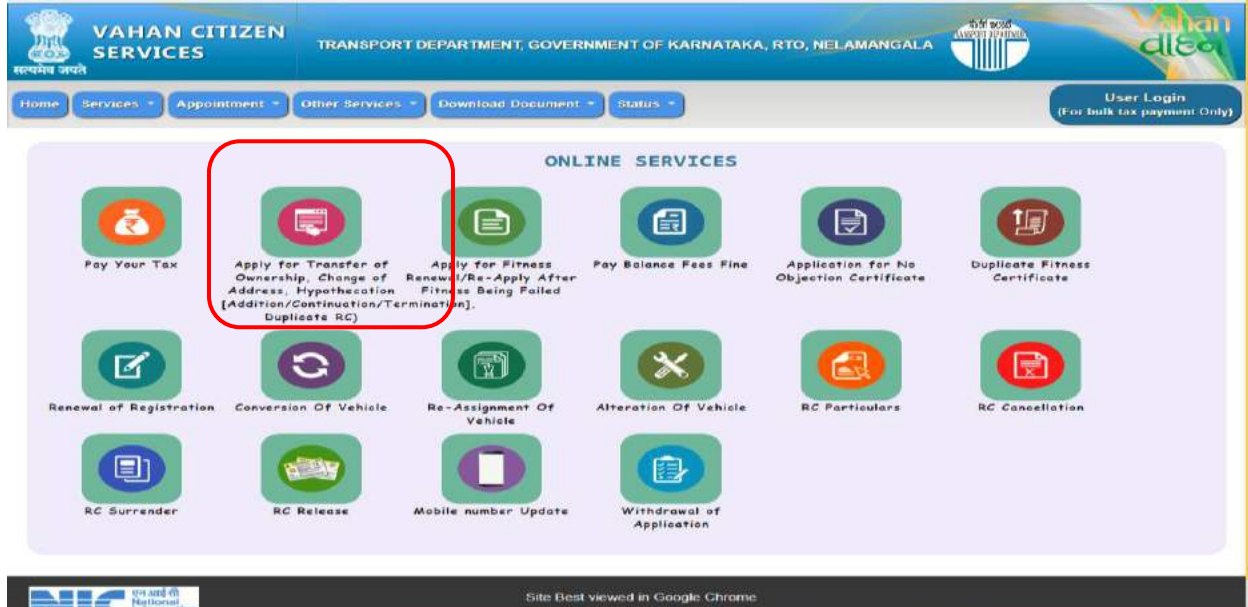
URL <https://vahan.parivahan.gov.in/vahanservice/vahan/ui/statevalidation/homepage.xhtml>



Step 3: Enter Your Vehicle Number and Proceed



Step 4: List of Available Services shown below



Step 5: Enter last Five digits of Chassis number and click verify details.

Vehicle Registration No: KA52M6003

Apply for - Transfer of Ownership, Change of Address, Hypothecation [Addition/Continuation/Termination], Duplicate RC

Vehicle Registration No. : KA52M6003

Chassis Number (Last 5 characters) : 56789

VERIFY DETAILS

Step 6: Authenticate the service Using Aadhaar or mobile OTP:

The screenshot shows the VAHAN CITIZEN SERVICES portal. The header includes the Government of Karnataka logo, the text 'VAHAN CITIZEN SERVICES', and 'TRANSPORT DEPARTMENT, GOVERNMENT OF KARNATAKA, RTO, NELAMANGALA'. A navigation bar contains links: Home, Services, Appointment, Other Services, Download Document, and Status. A 'User Login' button is on the right. Below the header, the vehicle registration number 'KA52M6003' is displayed. A central box lists services: 'Apply for - Transfer of Ownership, Change of Address, Hypothecation [Addition/Continuation/Termination], Duplicate RC'. Below this is a user icon and the text 'AUTHENTICATE YOURSELF'. Two buttons are shown: 'USING MOBILE OTP' and 'USING AADHAAR'. A red arrow points to the 'USING AADHAAR' button.

Step 7: if You are Using Aadhar number authentication, Enter Aadhaar Number and Click get OTP.

The screenshot shows the VAHAN CITIZEN SERVICES portal with the 'USING AADHAAR' option selected. Below the header, the vehicle registration number 'KA52M6003' is displayed. Two radio buttons are shown: 'Aadhaar Number' (selected) and 'Virtual Aadhaar ID'. A checkbox for 'Biometric Aadhaar' is present. A large text box contains a consent form with three numbered points. Below the text box is a 'Get OTP' button, which is highlighted with a red arrow. At the bottom, a note states: 'Please note that OTP for entered Aadhaar will be valid for 10 mins. Generate/Retrieve your VID by sending SMS to 1947. For more info visit uidai.gov.in.' A 'Back' button is located at the bottom left.

Step 8: OTP will be generated registered Aadhar mobile number and validate OTP.

The screenshot shows the VAHAN CITIZEN SERVICES portal for the Transport Department, Government of Karnataka, RTO, NELAMANGALA. The vehicle registration number is KA52M6003. The user is prompted to enter their Aadhar Number or Virtual Aadhar ID. A modal window titled 'Aadhar OTP' is displayed, asking the user to enter their mobile OTP. The OTP entered is 788830. The modal also contains a checkbox for terms and conditions and two buttons: 'Resend mobile otp' and 'Validate OTP'. A red arrow points to the 'Validate OTP' button. Below the modal, there is a 'Get OTP' button and a note about the OTP validity and a link to uidai.gov.in.

VAHAN CITIZEN SERVICES
TRANSPORT DEPARTMENT, GOVERNMENT OF KARNATAKA, RTO, NELAMANGALA

Home Services Appointment Other Services Download Document Status User Login (For bulk tax payment Only)

Vehicle Registration No: KA52M6003

☒ Aadhaar Number ☐ Virtual Aadhaar ID

Biometric Aadhaar ☐

Aadhar OTP

Enter Your Mobile OTP

788830

Please enter OTP send on your Aadhar registered Mobile Number

Resend mobile otp Validate OTP

☒ I have read and understood the terms and conditions of the Aadhaar based authentication system and I agree to use my Aadhaar number for the purpose of the transaction. I understand that the Transport Department shall ensure security and confidentiality of my personal identity data provided for the purpose of Aadhaar based authentication.

Get OTP

Please note that OTP for entered Aadhaar will be valid for 10 mins. Generate/Retrieve your VID by sending SMS to 1947. For more info visit uidai.gov.in.

Back

Step 8:

- i) Select Change of Address service

VAHAN CITIZEN SERVICES
वाहनसेवा जयते

TRANSPORT DEPARTMENT, GOVERNMENT OF KARNATAKA, RTO, NELAMANGALA

[Home](#)
[Services](#)
[Appointment](#)
[Other Services](#)
[Download Document](#)
[Status](#)

[User Login](#)
(For bulk tax payment Only)

Vehicle Registration No: KA52M6003

Important !!! Please take NOC by [CLICK HERE](#) , if applying for TO/CA outside state OR if anywhere within state is not allowed as per State Guidelines.

APPLICATION ENTRY FORM

☐ Transfer of Ownership
 ☐ Termination of Hypothecation
 ☐ Duplicate RC
 ☒ Change of Address
 ☐ Addition of Hypothecation
 ☐ Continuation of Hypothecation

Disclaimer

- The selected service is faceless hence you need not required to visit RTO for same. The acceptance of application is subjected to successful scrutiny of uploaded data/documents in accordance with legal provision.
- Application status can be tracked online using Status>>Know Your Application Status.

CHANGE OF ADDRESS DETAILS

Existing Address Details

Current Address	Permanent Address
306 , SHANTHINAGAR , WILSON GARDEN , Bangalore , Karnataka - 560000	206 , AKKUR,MALAGALU,CHANNAPATNA TQ , , Ramanagara , Karnataka - 562138

Address Details
With Effect From (DD-MMM-YYYY) :

ii) Address filled from theAadhar

Existing Address Details

Current Address	Permanent Address
306 , SHANTHINAGAR , WILSON GARDEN , Bangalore , Karnataka - 560000	206 , AKKUR,MALAGALU,CHANNAPATNA TQ , , Ramanagara , Karnataka - 562138

Address Details
With Effect From (DD-MMM-YYYY) :

17-Nov-2021

New Current Address Detail

House No. & Street Name

206

Village/Town/City

AKKUR,MALAGALU,CHANNAPATNA

Landmark/Police Station

State

Karnataka

District

Ramanagara

PIN Code

562138

New Permanent Address Detail

☐ Same as Current Address

House No. & Street Name

206

Village/Town/City

AKKUR,MALAGALU,CHANNAPATNA TQ

Landmark/Police Station

State

Karnataka

District

Ramanagara

PIN Code

562138

***Note : Transfer of ownership (TO) is used in case of SALE, AUCTION, SUCCESSION

Insurance Details

<div>Insurance Type</div> <div>THIRD PARTY</div>	<div>Insurance Company</div> <div>ABN AMERO BANK LTD</div>	<div>Policy Number</div> <div>HJUYJYYHUKYUKUILTOPUIP</div>
<div>Insurance from (DD-MMM-YYYY)</div> <div>10-Nov-2021</div>	<div>Insurance upto (DD-MMM-YYYY)</div> <div>09-Nov-2022</div>	<div>Insurance Declared Value</div> <div>0</div>

Declaration: Insurance details entered by me here are correct.

iii) Fee details and Click save to Draft

Note: Transfer of ownership (TO) is used in case of SALE, AUCTION, SUCCESSION

Insurance Details

Insurance Type

THIRD PARTY

Insurance from (DD-MMM-YYYY)

10-Nov-2021

Insurance Company

ABN AMERO BANK LTD

Insurance upto (DD-MMM-YYYY)

09-Nov-2022

Policy Number

HJUYJYYHUKYUK.UILJOPUIP

Insurance Declared Value

0

Declaration: Insurance details entered by me here are correct.

Fee Panel

S.No.	Description	Due Date	Fee Amount(In Rs)	Fine Amount(In Rs)	Total Amount In Rupee
1.	Change of Address in RC		500.0	0.0	500.0
2.	Swapping/Retention of Regn Mark		300.0	0.0	300.0
3.	Registration Certificate fees		200.0	0.0	200.0
GRAND TOTAL (in Rs):			1000.0	0.0	1000.0

User/Service Charges: 0

☒ Pay Now
 ☐ Pay at RTO Counter

Total Payable Amount (In Rs): 1000.0

Save to Draft

Reset

+Owner Vehicle/Tax Details

Step 9: Application number will be generated

Note: Transfer of ownership (TO) is used in case of SALE, AUCTION, SUCCESSION

Insurance Details

Insurance Type

THIRD PARTY

Insurance from (DD-MMM-YYYY)

10-Nov-2021

Insurance Company

ABN AMERO BANK LTD

Insurance upto (DD-MMM-YYYY)

09-Nov-2022

Policy Number

HJUYJYYHUKYUK.UILJOPUIP

Insurance Declared Value

0

Declaration: Insurance details entered by me here are correct.

Fee Panel

S.No.	Description	Due Date	Fee Amount(In Rs)	Fine Amount(In Rs)	Total Amount In Rupee
1.	Swapping/Retention of Regn Mark		300.0	0.0	300.0
2.	Registration Certificate fees		200.0	0.0	200.0
3.	Change of Address in RC	17-Nov-2021	500.0	0.0	500.0
GRAND TOTAL (in Rs):			1000.0	0.0	1000.0

User/Service Charges: 0

☒ Pay Now
 ☐ Pay at RTO Counter

Total Payable Amount (In Rs): 1000.0

Save to Draft

Reset

+Owner Vehicle/Tax Details

Step 10: Click Pay now

305 , SHANTHINAGAR , WILSON GARDEN , Bangalore , Karnataka - 560006 205 , AKKUR,MALAGALU,CHANNAPATNA TQ . , Ramanagara , Karnataka - 562138

Address Details
With Effect From (DD-MMM-YYYY) : 17-Nov-2021

New Current Address Detail

House No. & Street Name	Village/Town/City
205	AKKUR,MALAGALU,CHANNAPATNA
Landmark/Police Station	State
	Karnataka
District	PIN Code
Ramanagara	562138

New Permanent Address Detail ☐ Same as Current Address

House No. & Street Name	Village/Town/City
205	AKKUR,MALAGALU,CHANNAPATNA
Landmark/Police Station	State
	Karnataka
District	PIN Code
Ramanagara	562138

Note : Transfer of ownership (TO) is used in case of SALE, AUCTION, SUCCESSION

Insurance Details

Insurance Type	Insurance Company	Policy Number
THIRD PARTY	ABN AMERO BANK LTD.	HJUYJYYHJKYUK,UIL,IOPIUP,
Insurance from (DD-MMM-YYYY)	Insurance upto (DD-MMM-YYYY)	Insurance Declared Value
16-Nov-2021	09-Nov-2022	0

Declaration: Insurance details entered by me here are correct.

☐ Pay Now ☐ Pay at RTO Counter

Save to Draft **Pay Now** **Reset**

+Owner Vehicle/Tax Details

ii) Click confirmation Detail

305 , SHANTHINAGAR , WILSON GARDEN , Bangalore , Karnataka - 560006 205 , AKKUR,MALAGALU,CHANNAPATNA TQ . , Ramanagara , Karnataka - 562138

Address Details
With Effect From (DD-MMM-YYYY) : 17-Nov-2021

Fees Collection Details

Kindly ensure that the information entered here is correct. once moved forward, you won't be able to correct it. In case incorrect application is submitted then only provision is there to withdraw the application and submit new application. In this case all the fee submitted for same will be forfeited.

Change of Address Details

New Current Address Detail:	205, AKKUR,MALAGALU,CHANNAPATNA TQ. , Karnataka, Ramanagara, 562138
New Permanent Address Detail:	205, Akkur,malagalu, channapatna tq. , Karnataka, Ramanagara, 562138

☒ I have read the instructions and checked the information carefully.

Confirm Details **Edit Details**

Insurance Details

Insurance Type	Insurance Company	Policy Number
THIRD PARTY	ABN AMERO BANK LTD.	HJUYJYYHJKYUK,UIL,IOPIUP,
Insurance from (DD-MMM-YYYY)	Insurance upto (DD-MMM-YYYY)	Insurance Declared Value
16-Nov-2021	09-Nov-2022	0

Declaration: Insurance details entered by me here are correct.

☐ Pay Now ☐ Pay at RTO Counter

Save to Draft **Pay Now** **Reset**

iv) Select Payment gate way.

← → ↻ 🏠 🔒 https://vahan.parivahan.gov.in/vahanpgi/faces/ui/payment.xhtml?xml 110% 🔍 Search

 **e-VAHAN** *MINISTRY OF ROAD TRANSPORT & HIGHWAYS*
Government of India

PAYMENT GATEWAY

Payment ID: KA200925V1831034
Amount: Rs.437/-
Select Payment Gateway:

• Once payment process is completed, no automatic refund is permissible from this site.
For manual refund of un-availed service or double payment cases, user can approach respective Transport Department/ RTO.
☐ I accept terms and conditions.

Powered by National Informatics Centre. All Rights Reserved.

iv)

← → ↻ 🏠 🔒 https://k2.karnataka.gov.in/wps/portal/Khajane-II/Department/DepartmentGate... 🔍 Search

Home 🏠

ase note that, aggregator service charges may be applicable .

ಪಾವತಿ ವಿವರಗಳು \ Payment Details

ಪಾವತಿ ವಿಧ
Mode of Payment *

ಇ-ಪಾವತಿ ವಿಧ
Type of E-Payment *

Enter CAPTCHA Code

☒ I understand that my transaction does not qualify for any Charge back claims.
☒ I accept that any chargeback is not automatic & for any chargeback claim the concerned government department shall be approached.

Step 11:

i) After Successful Payments Print Forms and Receipts

Print on 17-Nov-2021 11:28:10

[Home](#)

1. Kindly upload all the mandatory documents via >> **UPLOAD DOCUMENT** button which is given below. Kindly ensure that all the documents you uploaded here are correct.

2. Please Print CMV form_29 and CMV form_30 and in case of hypothecated vehicle, CMV form_34 and CMV form_35 also. Obtain required signatures and eSign CMV form_30 prior uploading.

3. Click Final Submit after uploading documents. Application will be processed only after this.

Step-1 [Print CMV form_33](#) [Print Receipt](#)

Step-2 [Upload Document](#)

Step-3 [Final Submit](#)

Type here to search

24°C Light rain 11:28 AM 17-11-2021

ii) Forms 33

[Back](#) [Print](#)

Application No: KA211117V0422897

FORM 33
(SEE RULE 59)

INTIMATION OF CHANGE OF ADDRESS FOR RECORDING IN THE CERTIFICATE OF REGISTRATION AND OFFICE RECORDS

(To be made in triplicate if the vehicle is held under agreement of hire purchase/lease/ hypothecation and the duplicate copy and the triplicate copies with _____ the endorsement of the Registering Authority (from whose jurisdiction the vehicle is removed) simultaneously, on making the entry of Change of Address in the Certificate of Registration and Form 24).

To
The Registering Authority
(RTO, NELAMANGALA, Karnataka)

I/We **PRATHAP KUMAR M S** son/wife/daughter of **TEST** resident of: (Full Address) **306, SHANTHINAGAR, SHANTHINAGAR, WILSON GARDEN, Bangalore-560006**

Registered Owner of Motor Vehicle No **KA52M6003** have ceased to reside, do not have the place of business at address recorded in the certificate of registration with effect from **17-Nov-2021 12:00 AM**.
The present address is given below (evidence to enclosed).
206, ANKUR, MALAGALU, CHANNARPATNA TG, Ramanagara-562138
My/Our mobile number is **9876543210**

*The vehicle is not held under any agreement of hire-purchase/lease/hypothecation
*The vehicle is held under agreement of hire-purchase/lease/hypothecation with _____
(Name and full address of Financier)

The certificate of registration is enclosed. I/We request that the change of address may be recorded in certificate of registration and Form 24

17-11-2021

*Strike out whichever is inapplicable

Signature or thumb impression of the registered owner of the vehicle

CONSENT OF THE FINANCIER IN THE CASE OF MOTOR VEHICLE HELD UNDER AN AGREEMENT

I/we being a party to an agreement of hire-purchase/lease/hypothecation in respect of above-said vehicle hereby:

1. Give consent for effecting the above change of address with the note of an agreement in my/our favour in Form 23 and 24 by the Registering Authority

2. Refuse to give consent for effecting the above change of address by the Registering Authority due to the reasons furnished hereunder:

Date _____

Signature of the Financier

OFFICE ENDORSEMENT

Ref. No. _____ Office of the _____


The above change of address has entered with the note of agreement of hire-purchase/lease/hypothecation in favour of the financier in the certificate of registration and in Form 24.

Date _____


Signature of the Registering Authority

iii) Print Receipts

PRINT ON 17-NOV-2021 11:28:16



E-FEE RECEIPT
 Transport Department, Government of Karnataka
 Registration Authority RTO, NELAMANGALA



Application No./RECEIPT No:	KA211117V0422897 / KA211117C1112867	Receipt Date:	17-Nov-2021
Vehicle Class:	Motor Cab	Owner Name:	PRATHAP KUMAR M S
Vehicle No:	KA52M6003	Chassis No:	GFBGBHTNHGJYU56789
Vehicle Registration Date:	01-01-2016	Payment Transaction No:	6415817223451214
GRN No:		Bank Reference Number:	
Servicing Authority:	RTO, NELAMANGALA		

Particular	Amount(In Rs)	Penalty(In Rs)	Total(In Rs)
Change of Address in RC	500	0	500
Registration Certificate fees	200	0	200
Swapping/Retention of Regn Mark	300	0	300
Total			1000

GRAND TOTAL (in Rs): 1000/- (ONE THOUSAND ONLY)

Note:- This is computer generated slip. Signature is not required. Can be verified from QRcode

[Home](#)
[Print](#)
[Print CMV form_33](#)

Step 12: i) Click Upload documents.

Print on 17-Nov-2021 11:28:16

[Home](#)

1. Kindly upload all the mandatory documents via >> **UPLOAD DOCUMENT** button which is given below. Kindly ensure that all the documents you uploaded here are correct.
2. Please Print CMV form_29 and CMV form_30 and in case of hypothecated vehicle, CMV form_34 and CMV form_35 also. Obtain required signatures and eSign CMV form_30 prior uploading.
3. Click Final Submit after uploading documents. Application will be processed only after this.

Step-1
[Print CMV form_33](#)
[Print Receipt](#)

Step-2
[Upload Document](#)
←

Step-3
[Final Submit](#)

[Home](#)

1. Kindly upload all the mandatory documents via >> **UPLOAD DOCUMENT** button which is given below. Kindly ensure that all the documents you uploaded here are correct.
2. Please Print CMV form_29 and CMV form_30 and in case of hypothecated vehicle, CMV form_34 and CMV form_35 also. Obtain required signatures and eSign CMV form_30 prior uploading.
3. Click Final Submit button after this.

Disclaimer

I declare that I am registered owner/ license owner and details provided is best of my knowledge. I am aware that providing false information or uploading forged document is an offence under respective legal provision. I hereby state that I have no objection and providing consent in uploading aadhaar card (hide the aadhaar number before uploading). I understand that the Transport Department shall ensure security and confidentiality of my personal identity data provided for the purpose of Aadhaar card as one of document.

☒ I agree to terms and conditions

[Cancel](#)

Vahan Citizen Service

Document Management System

 (Vehicle No: **KA52M6003** , Application Number: **KA211117V0422897**, Purpose Description: **[Change of Address in RC]**)


Upload Pending Documents

****Size of single file should be upto 200KB.

Sr.No.	Document Type	Document Name	Select File	Upload Document	View Document
1	Form33	Form33	+ Choose		
2	For LMVs Clearance Certificate Required Migration from other RTO Offices Other Region	For LMVs Clearance Certificate Req	+ Choose		
3	Pollution Under Control Cert PUC Cert	Pollution Under Control Cert PUC C	+ Choose		
4	Registration certificate in original RC OR Smart card	Registration certificate in original RC	+ Choose		

[Back](#)

Step 13: Click Upload to every documents.







Vahan Citizen Service

Document Management System


(Vehicle No: **KA52M6003** , Application Number: **KA211117V0422897**, Purpose Description: **[Change of Address in RC]**)

Upload Pending Documents

*** Size of single file should be upto 200KB.

Sr.No.	Document Type	Document Name	Select File	Upload Document	View Document
1	Form33 *	Form33 ▾	<div style="border: 1px solid #ccc; padding: 2px; text-align: center;">+ Choose</div> <div style="border: 1px solid #ccc; height: 20px; margin-top: 2px;"></div>	<div style="background-color: #0070C0; color: white; padding: 5px 10px; border-radius: 3px;">Upload</div>	
2	For LMVs Clearance Certificate Required Migration from other RTO Offices Other Region *	For LMVs Clearance Certificate Reg	<div style="border: 1px solid #ccc; padding: 2px; text-align: center;">+ Choose</div> <div style="border: 1px solid #ccc; height: 20px; margin-top: 2px;"></div>	<div style="background-color: #0070C0; color: white; padding: 5px 10px; border-radius: 3px;">Upload</div>	
3	Pollution Under Control Cert PUC Cert *	Pollution Under Control Cert PUC Ce	<div style="border: 1px solid #ccc; padding: 2px; text-align: center;">+ Choose</div> <div style="border: 1px solid #ccc; height: 20px; margin-top: 2px;"></div>	<div style="background-color: #0070C0; color: white; padding: 5px 10px; border-radius: 3px;">Upload</div>	
4	Registration certificate in original RC OR Smart card *	Registration certificate in original RC	<div style="border: 1px solid #ccc; padding: 2px; text-align: center;">+ Choose</div> <div style="border: 1px solid #ccc; height: 20px; margin-top: 2px;"></div>	<div style="background-color: #0070C0; color: white; padding: 5px 10px; border-radius: 3px;">Upload</div>	

Back



नए आई सी
National
Informatics
Centre

Step 14: Click Final submit

Print on 17-Nov-2021 11:28:16

Home

1. Kindly upload all the mandatory documents via >> **UPLOAD DOCUMENT** button which is given below. Kindly ensure that all the documents you uploaded here are correct.
2. Please Print CMV form_29 and CMV form_30 and in case of hypothecated vehicle, CMV form_34 and CMV form_35 also. Obtain required signatures and eSign CMV form_30 prior uploading.
3. Click **Final Submit** after uploading documents. Application will be processed only after this.

Step-1

Print CMV form_33

Print Receipt

Step-2

Upload Document

Step-3

Final Submit

[Home](#)

1. Kindly upload all the mandatory documents via >> **UPLOAD DOCUMENT** button which is given below.
Kindly ensure that all the documents you uploaded here are correct.
2. Please Print CMV form_29 and CMV form_30 and in case of hypothecated vehicle, CMV form_34 and CMV form_35 also. Obtain required signatures and eSign CMV form_30 prior uploading.
3. Click **Final Submit** after uploading documents. Application will be processed only after this.

Uploaded Documents Confirm Message

- ☐ Application is submitted successfully. No need to visit **RTO**.
- ☐ Application is under process at **RTO** where you have applied.

[Home](#)

Step-1

Step-2

Step-3